




# SharePoint Online Configuration

This section lists all configuration parameters available to configure the SharePoint Online Source component.

Element	Type	Default	Example	Description
url	String		<ul style="list-style-type: none"> <li><a href="http://sharepoint.site.com/sites/mySite">http://sharepoint.site.com/sites/mySite</a></li> <li><a href="http://sharepoint.site.com/sites/mySite/Shared Documents">http://sharepoint.site.com/sites/mySite/Shared Documents</a></li> <li><a href="http://sharepoint.site.com/sites/mySite/myCollection">http://sharepoint.site.com/sites/mySite/myCollection</a></li> </ul>	<p>SharePoint URL which will serve as the start of the crawl. Folders and documents underneath this URL will be automatically fetched and sent to the search engine, along with metadata and ACLs. This is the same URL you will see in your web crawler as you browse SharePoint.</p> <div>  It should not be a URL to a form or document, but the actual URL to the SharePoint object. For example instead of <code>https://sharepoint.domain.com/Pages/home.aspx</code> it should be <code>https://sharepoint.domain.com/</code>.         <p>In this version of the Aspire SharePoint 2010 Connector, the URL <b>must</b> be one of the following:</p> <ul style="list-style-type: none"> <li>A SharePoint site collection</li> <li>A SharePoint Site</li> <li>A SharePoint List</li> </ul> </div>
user	String			<p>Username with permissions to access SharePoint content. Must have appropriate SharePoint permissions to the documents in the URL.</p> <div>  User names should be ASCII characters         </div>
password	String			Password for the specified user.
useExtraSiteCollections	boolean	false		Enables crawling of additional site collections.
siteCollectionUrl	string	false	<ul style="list-style-type: none"> <li><a href="http://sharepoint.site.com/sites/mySite">http://sharepoint.site.com/sites/mySite</a></li> <li><a href="http://sharepoint.site.com/sites/mySite/Shared Documents">http://sharepoint.site.com/sites/mySite/Shared Documents</a></li> <li><a href="http://sharepoint.site.com/sites/mySite/myCollection">http://sharepoint.site.com/sites/mySite/myCollection</a></li> </ul>	<p>Additional site collection to crawl</p> <div>  It should not be a URL to a form or document, but the actual URL to the SharePoint object. For example instead of <code>https://sharepoint.domain.com/Pages/home.aspx</code> it should be <code>https://sharepoint.domain.com/</code>.         <p>In this version of the Aspire SharePoint 2010 Connector, the URL <b>must</b> be one of the following:</p> <ul style="list-style-type: none"> <li>A SharePoint site collection</li> <li>A SharePoint Site</li> <li>A SharePoint List</li> </ul> </div>
groupPrefixSeparator	String	(pipe)		Prefix used to separate users and groups on ACL's file. For GSA users, the following characters should not be used: '@', '/', '\', '#'; for GSA the character ' ' is recommended.
useAzureGroups	boolean	false		Enables usage of Azure AD groups when caching groups for expansion (Azure AD Group Expander is required). For more information see <a href="#">Azure Active Directory Group Expander</a> .
azureADComponent	String, component	com.searchtechnologies.aspire.components.AzureADGroupExpander		The component name that provides the external groups from Azure AD.